

9 255

1 417

1 800

922

560

1 800

2 890

1 800

1 970

4 400

1 260

715

712

1 358

688

1 351

878

357

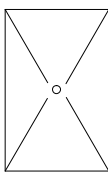
2 334

405

8 300

4 455

592



276

481

225

600

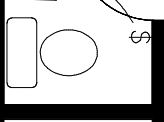
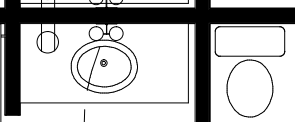
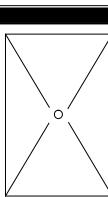
692

360

1 020



235



600

276

481

225

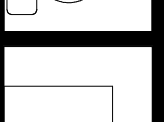
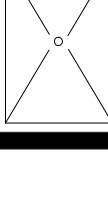
692

360

1 020



1 382



600

276

481

225

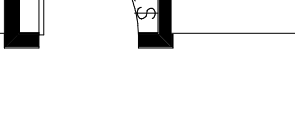
692

360

1 020



3 968



600

276

481

225

692

360

1 020



4 460

4 470

Cocoleca (2SBR2.5B)
140.5 M2 under roof
104.5 M2 enclosed

2 072